

***SWEET
TYRANNY***

PERE FAURA

TECHNICAL RIDER

STAGE**Optimal dimensions:**

Width: 13m
Depth: 13m
Height: 8m (minimum)

Surface floor:

Black dance floor (all stage)

Masking:




NO masking on stage (no legs, no drop or main curtain).

SET AND PROPS***SET supplied by COMPANY:***

- 2 flightcases 2,00x1,60x0,80m and 1,20x0,80x1,00m



- 2 Mobile structures working as screens (3,00x2,00x2,50m) running on 3 soft wheels.
Projector, cables and hanging-system is included



- (7) chairs
- (8) waste bans
- Plastic glasses
- White confetti

TO BE SUPPLIED BY THEATER:

- A single cable with the head block that situates the arbor at the right downstage to hang a double discoball.
- A single free flybar (no lights, drops or sound on it) at the center of the stage to put the hanging-system for the projector cables. These flybar needs to be attached after installing the hanging system, so it doesn't balance or it does the less as possible. 2 direct AC 220V points are needed at each side of the flybar.
(There's a plot with the position and scheme below)

During performance flightcases and mobile screens will be running around stage all time. Also plastic glasses and confetti will be used every performance.

PROPS Supplied by COMPANY:

- 1 mirror ball 30cm diameter with a motor

All set and props will be delivered as freight cargo. Company will arrange with theater arrival and departure day.

LIGHTING

- 5 Electrified bars over stage
- 1 Electrified bars stage front
- 8 Side lights structures
- 4 Floor lights support
- 1 Truss 5m structure lifted by 1m
- 1 Electrified structure over the audience for lights
- 1 Electrified structure over the side of the stage edge to hang ACLs
- 2 DMX fog machines

Necessary light material

- 8 PC 1000W (with bandores and filter holder)
- 14 PC 2000W (with bandores and filter holder)
- 35 PAR 64 CP60 (with filter holder)
- 21 PAR 64 CP61 (with bandores and filter holder)
- 12 Asymetrics Panorames (with filter holder)
- 16 Profile 15/30 1000W (with filter holder)
- 11 Profile 15/30 2000W (with filter holder)
- 1 DMX Followspot HMI 1200W. **It will be operated by a light technician from theater crew.**
- 2 ACL PAR64 Bar (4xBar)

Control desk

- 111 digital dimmer channels (DMX 512 connection) 2 KW for channel
- DMX signal in cabin (we control the light by computer)

Filter list and lighting plot attached

SOUND***SOUND supplied by COMPANY:***

- 1 passive 2ch DI box PALMER PAN04
- 1 Macbook Pro as sound source at stage
- 1 DJ Numark Mixtrack Platinum
- 1 sound card Behringer FCA 610
- 1 MiniMac as sound source at control
- 2 round-based black mic stands

SUPPLIED BY THEATER:

- F.O.H. system dimensioned to the venue with following distribution: LCR + SW
- 2 Independent sends for front fills
- 2 independent sends: LR at the back of the audience
- 4 side fills at stage min. 300W each on stands

- 1 Mixer Yamaha CL3, or a digital mixer with 32 in channels (min. 8 mic amp & 14 line amp), 12 send channels & 4 FX racks, good if it's Yamaha series CL/QL, LS9, M7CL or PM5.

- Microphones:
 - 2 WL Microphones Shure SM58
 - 1 Lavalier DPA 4061FM with its WL system
 - 4 Boundary microphones Crown PCC-160
 - 4 Condenser microphones Sennheiser MKH 416.
 - 2 WL XLR Plug-on Sennheiser SKP 3000

- 4 Black small mic boom stands for MKH 416
- 2 Telescopic boom stands to put in our mic stands

Stage plot & channel list attached

VIDEO***SUPPLIED BY COMPANY:***

- 2 Videoprojectors Optoma W316ST
- 2 23m cabling: power supply and RJ45
- 2 Cables 50m RJ45
- 2 Screens 3,00x2,00m

SUPPLIED BY THEATER:

- 2 Extender Signal Systems (Rx+Tx) VGA-RJ45 (f.e.: KRAMER)

INTERCOM SYSTEM

1 Intercom system with 4 points: technical control (2), stage (1), Followspot (1)

DRESSING AND OTHER ROOMS

Dressing rooms for (8) people as close to stage as possible with chairs, toilettes, showers and clean towels for performances.

Cloth rails for all costumes and an iron and iron board. In case there are more than (1) performance scheduled it will be necessary to handwash.

Another room for spacing, warm up and rehearse, necessary for dancers. Please provide a room with a sound system which we can plug from our computer.

Mineral water for all company during set-up, rehearsals and performance.

SET UP PLANNING. PERSONNEL REQUIRED**DAY 1 (8 – 10 working hours)**

Set arrival prior to day 1
Dance floor set-up
Lighting set-up
Sound and video set-up
Mobile structures set-up / mirror ball location
Focusing

DAY 2 (12 – 14 working hours)

Mobile structures spacing
Lights cues
Sound and video checking
(rehearsal room for dancers)

General rehearsal
Stage cleaning (60' prior to performance)
Show (90')
Dismantling (3 hours)

PERSONNEL FOR SET-UP AND DISMANTLING:

(4) electricians
(2) video and sound technicians
(2) stage technicians
(1) stage manager

PERSONNEL FOR PERFORMANCE:

- (2) electricians -1 responsible and 1 followspot operator-
- (1) video and sound technician
- (1) stage technician
- (1) stage manager
- (1) wardrobe person

COMPANY ON TOUR:

- (1) technical coordinator and sound technician
- (1) lighting technician
- (1) stage manager
- (1) production
- (8) performers

NOTE TO TECHNICAL RIDER:

In case that the theatre doesn't have something of the list please contact with the company with enough time to find a proper solution.

COMPANY CONTACT

TECHNICAL COORDINATION

Guillem Gelabert
+34 605 923 230
gigelabert@googlemail.com

LIGHTING TECHNICIAN


Sergio Roca Saiz
+34 686 10 04 07
sergiorocasaiz@gmail.com

PRODUCTION MANAGEMENT

Sandra Casals (Blanc Produccions)
+34 609 72 80 01
sandra@blancproduccions.com

ATTACHMENTS

LIGHTING PLOT



FILTER LIST

Filter	PC 1KW	PC 2KW	PAR64	Asymetric P	Profile 2KW	Followspot
Lee 026		2		2	2	
Lee 075		2		2	2	
Lee 104	8			2		
Lee 128		8		2		
Lee 186	2					1
Lee 195		4				
Lee 200			8			
Lee 251				4		

SOUND CHANNEL LIST

SWEET TYRANNY

INPUTS CHANNEL LIST

CH	NAME	MIC / LINE	STAND
1	DJ PA L	SKP 3000 (1)	
2	DJ PA R	SKP 3000 (2)	
3	DJ RR L	SKP 3000 (1)	
4	DJ RR R	SKP 3000 (2)	
5	OH FR L	Sennheiser MKH416 (1)	Short Stand
6	OH RR L	Sennheiser MKH416 (2)	Short Stand
7	OH RR R	Sennheiser MKH416 (3)	Short Stand
8	OH FR R	Sennheiser MKH416 (4)	Short Stand
9	PCC 1	BOUNDARY 1	
10	PCC 2	BOUNDARY 2	
11	PCC 3	BOUNDARY 3	
12	PCC 4	BOUNDARY 4	
13	WL 58 1	Shure WL 58 (1)	Comany stand
14	WL 58 2	Shure WL 58 (2)	Comany stand
15	PERE RR	Company DPA (1)	
16	PERE PA	Company DPA (1)	
17	QL PA L	Behringer FCA (1)	
18	QL PA R	Behringer FCA (2)	
19	QL CLU	Behringer FCA (3)	
20	QL SW	Behringer FCA (4)	
21	QL RR L	Behringer FCA (5)	
22	QL RR R	Behringer FCA (6)	
23	QL SF L	Behringer FCA (7)	
24	QL SF R	Behringer FCA (8)	
25	FX PE L	Rack 1 L	
26	FX PE R	Rack 1 R	
27	FX 58 L	Rack 2 L	
28	FX 58 R	Rack 2 R	
29	FX OH L	Rack 3 L	
30	FX OH R	Rack 3 R	
31	TB	Talkback	
32	PERE BK	Lavalier DPA 4016	

MUTE GROUPS

GROUP	NAME
1	DJ
2	OH
3	WL 58
4	QLAB
5	FX
6	PA / RR
7	SF
8	PRESS

DCA GROUPS

GROUP	NAME
1	DJ
2	OH
3	WL 58
4	QLAB
5	FX
6	PA / RR
7	SF
8	PRESS

MIX CHANNEL LIST

MIX	NAME	SOURCE
1	SF L FR	SIDE FILL L FRONT
2	SF L RR	SIDE FILL L REAR
3	SF R FR	SIDE FILL R FRONT
4	SF R RR	SIDE FILL R REAR
5	RR L	REAR L
6	RR R	REAR R
7	REC L	REC L
8	REC R	REC R
9	PRESS	PRESS
10	PERE	MATRIXS
11	FX PERE	RACK 1
12	FX 58	RACK 2
13	FX OH	RACK 3
14	QL PA L	MATRIXS
15	QL PA R	MATRIXS
16	QL CLU	MATRIXS
17	QL SW	MATRIXS

MATRIX CHANNEL LIST

MIX	NAME	SOURCE
1	PA L	PA L
2	PA R	PA R
3	FR L	FRONTFILL L
4	FR R	FRONTFILL R
5	DL L	DELAY L
6	DL R	DELAY R
7	CLU	CLUSTER
8	SW	SUBS

SOUND PLOTS

